



PRODUCT SPECIFICATION

Model No : CST-534E/535E

Descriptions:
<ul style="list-style-type: none"> • 0.56 Inch Triad Digit Display • CST-534: Common Anode • CST-535: Common Cathode • Emitting Color: Orange



CUSTOMER APPROVED SIGNATURES	APPROVED BY	CHECKED BY	PREPARED BY

CHINA SEMICONDUCTOR CORPORATION
 Address:2FL. NO.909,Chung-Cheng Road,
 Chung-Ho City Taipei Hsien,Taiwan.

Tel:886-2-2223-9696
 Fax:886-2-2223-9377

OPTO PLUS TECHNOLOGIES CO.,LTD
 Address:696 Shun jiang Rd.,Ji Shan St.Shaoxing,
 ZheJiang,China

Tel:86-0575-88623888
 Fax:86-0575-88623112



Model No : CST-534/535E

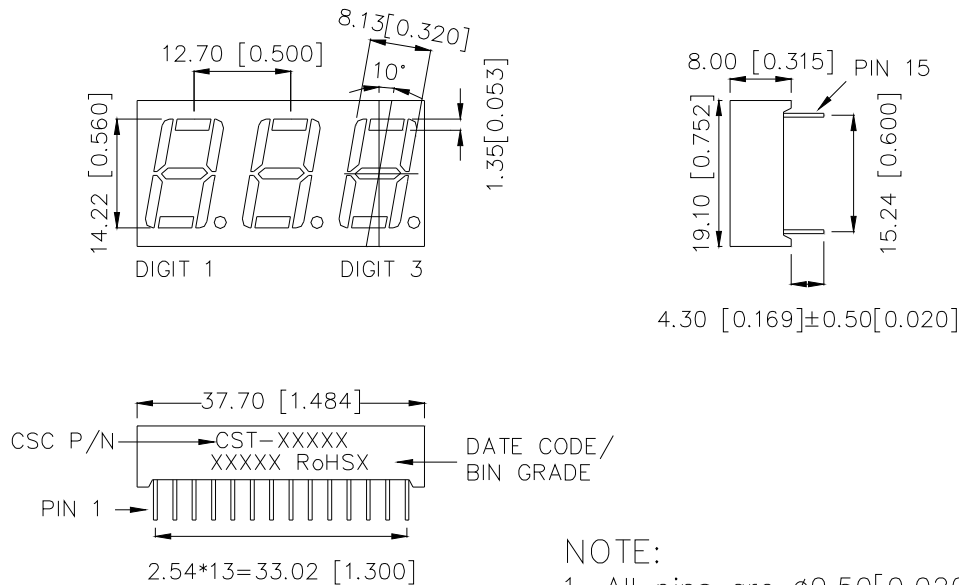
Features -

1. 0.56 inch (14.2mm) digit height.
2. Case mold type.
3. RoHS compliant.
4. Low power consumption.
5. Easy mounting on P.C. board or socket.

Device Selection Guide -

Part No.	Chip		Description
	Material	Emitted Color	
CST-534E	GaAsP	Orange	Common Anode
CST-535E	GaAsP	Orange	Common Cathode

Package Dimensions -



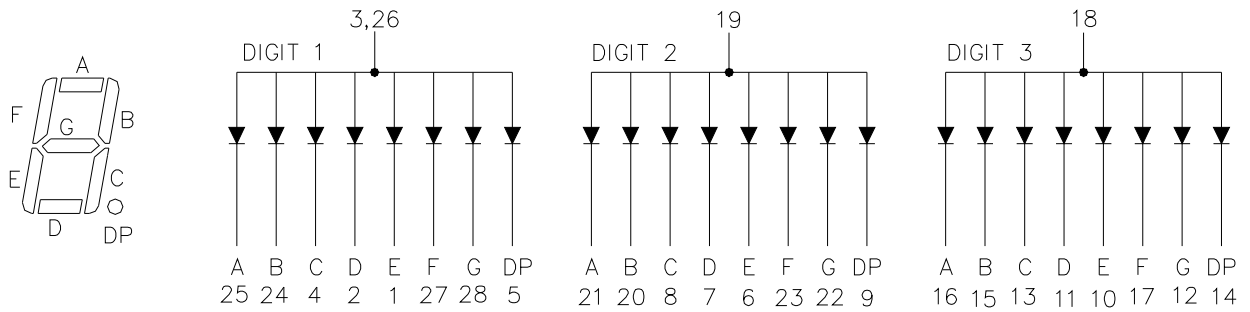
NOTE:

1. All pins are $\phi 0.50 [0.020]$.
2. Dimension in millimeter [inch], tolerance is $\pm 0.25 [0.010]$ unless otherwise noted.



Model No : CST-534/535E

Internal Circuit Diagrams -



CST-534 Common Anode.
(CST-535 is Common Cathode.)

Absolute Maximum Rating -

(Ta=25°C)

Parameter	Symbol	Rating	Unit
Power Dissipation Per Dice	PAD	70	mW
Continuous Forward Current Per Dice	IAF	25	mA
Peak Current Per Dice(duty cycle 1/10, 1kHz)	IPF	90	mA
Derating Linear From 25°C Per Dice	-	0.33	mA/°C
Reverse Voltage Per Dice	VR	5	V
Operating Temp.	Topr	-35 ~ +85	°C
Storage Temp.	Tstg	-35 ~ +85	°C
Solder temperature 1/16 inch below seating plane for 3 seconds at 260°C			



Model No : CST-534/535E

■ Electro-optical Characteristics -

(Ta=25°C)

Parameter	Symbol	Min.	Typ.	Max.	Unit	Condition
Forward Voltage Per Segment	V_F	-	2.0	2.8	V	$I_F=20\text{mA}$
Luminous Intensity Per Segment	I_v	-	4	-	mcd	$I_F=10\text{mA}$
Peak Emission Wavelength	λ_p	-	632	-	nm	$I_F=20\text{mA}$
Dominant Wavelength	λ_d	-	624	-	nm	$I_F=20\text{mA}$
Spectrum Radiation Bandwidth	$\Delta \lambda$	-	35	-	nm	$I_F=20\text{mA}$
Reverse Current	IR	-	-	100	μA	$V_R=5\text{V}$
Luminous Intensity Matching Ratio	IV-m	-	-	2:1	-	$I_F=10\text{mA}$



Model No : CST-534/535E

■ Typical Electrical / Optical Characteristics Curves -

(Ta = 25°C Unless Otherwise Noted)

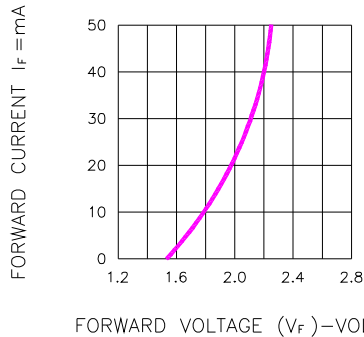


Fig.1 FORWARD CURRENT VS. FORWARD VOLTAGE

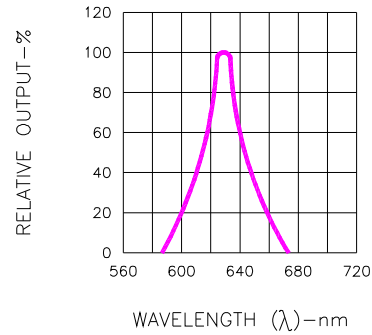


Fig.2 SPECTRAL RESPONSE

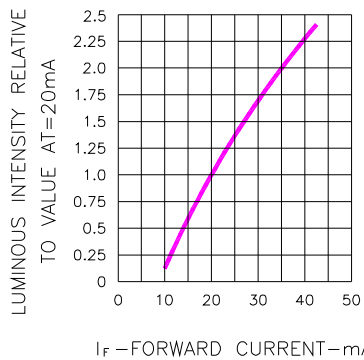


Fig.3 RELATIVE LUMINOUS INTENSITY VS. FORWARD CURRENT

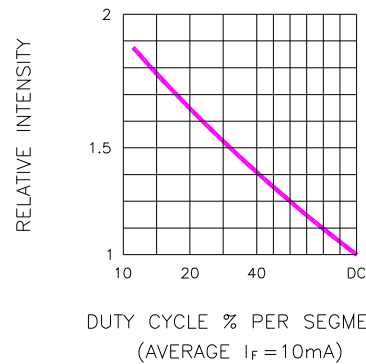


Fig.5 LUMINOUS INTENSITY VS. DUTY CYCLE

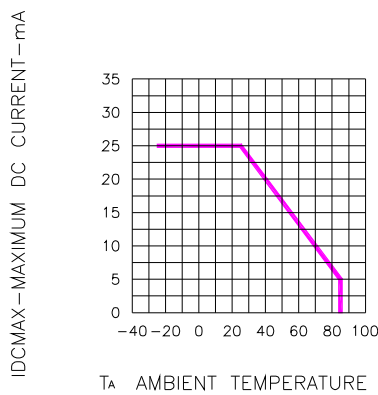


Fig.4 MAXIMUM ALLOWABLE DC CURRENT PER SEGMENT VS. A FUNCTION OF AMBIENT TEMPERATURE

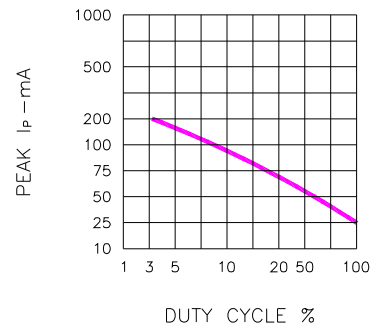
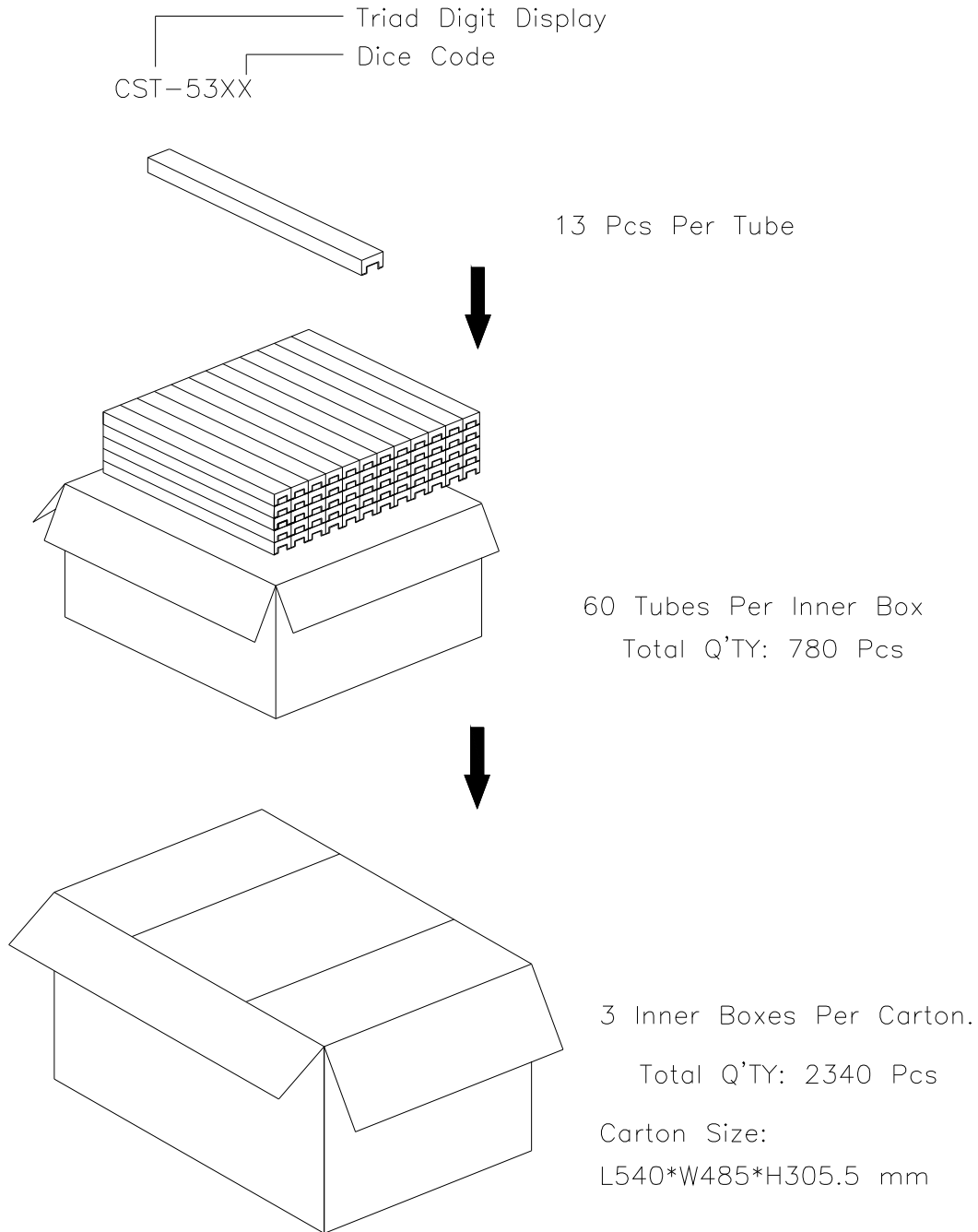


Fig.6 MAX PEAK CURRENT VS. DUTY CYCLE % (REFRESH RATE f=1 KHz)



Model No: CST-534/535E

■ Package Dimensions



Note: The specifications are subject to change without notice. Please contact us for updated information